

Do they work for us?

Eight facts about MPs in Tanzania



1. Introduction

The Bunge, Tanzania's Parliament, is one of the most important institutions in the country. Its importance is reflected in the resources allocated to it. For 2009/10, Tanzania's Parliament was allocated Tshs 62 billion. Since Parliament comprises of 320 members, this amount averages to Tshs 194 million per MP.

Most MPs (231) are elected by their respective constituencies, but a significant number (88), or about 28% of all MPs, have been appointed: 75 as special seats legislators and 5 as representatives from the Zanzibar House of Representatives. In addition Parliament comprises the Attorney General and 8 appointees by the President.

One of Parliament's core functions is to oversee the executive branch of Government. Parliament is to ensure that the country is well governed, that services are properly delivered to citizens, and that money entrusted to the Government is well spent and accounted for. In Parliament, MPs can hold the Executive to account by making three kinds of interventions: MPs can ask *basic questions*, they can ask *supplementary questions* and they can make *contributions* during debates.

This note assesses the performance of MPs by considering how actively they participated in the sessions of Parliament. The period covered are the seventeen sessions of Parliament from 2005 to 2009 (the 18th session which started on 26th January 2010 is not included).

2. Eight facts about performance of Parliament

All MPs are in a position to ask questions or make contributions though serving Government Ministers are unlikely to do so. Questions are the main tool available to MPs to scrutinize the dealings of Government. Basic questions are put in writing and submitted to the Government prior to the relevant session of Parliament. During the session, Government (typically the Minister concerned) provides responses. Supplementary questions are additional questions asked by MPs following the

responses by Government. These questions are asked during the debate and are expected to be answered on the spot. Contributions are comments made by MPs in Parliament which are not formal questions. These can be general remarks and observations during a debate or comments to a proposed Bill under consideration.

This note presents eight key facts analyzed from information retrieved from the public *Parliamentary On-line Information System* (POLIS) of the Tanzania Parliament Website (<http://www.bunge.go.tz>) as found in January 2010. The complete data set and ranking of the level of interventions by all MPs is presented in Annex 1.

Fact 1: The Tanzania Parliament is very transparent

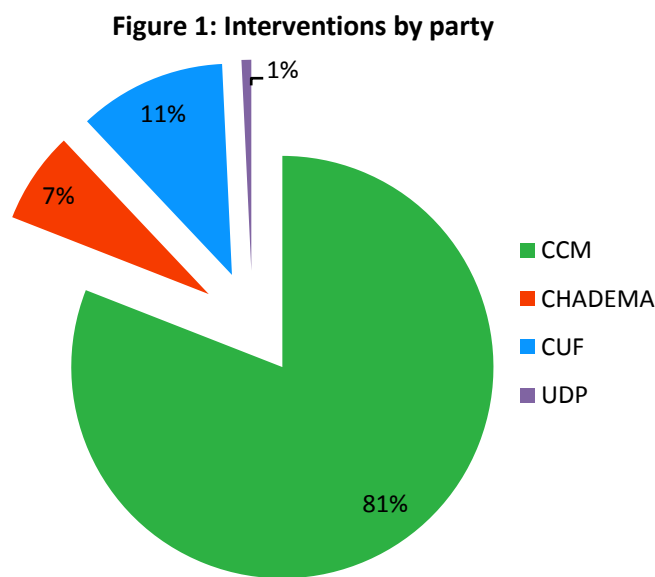
The Parliament of Tanzania does well in making information available to the public. The Bunge website is easily accessible, is up to date and comprises a wealth of relevant information. In many aspects it reflects the commitment of Hon. Samuel Sitta, the Speaker of the National Assembly, who states on the Bunge website:

“The Parliament of Tanzania ensures a timely updating of the contents of the POLIS so as to ensure that different stakeholders and the general public are well informed of the activities of the National Assembly. Further to that, it is the objective of the Parliament to roll-out this system into a reliable source of the information of the Parliament.”

All information in this document, including the budget information cited in the introduction, was easily retrieved from the Parliamentary website.

Fact 2: CCM is the most active party in Parliament

Since the 2005 election, the total number of interventions made by MPs stood at 19,039. Of these 3,922 were basic questions and 5,882 were supplementary questions. The total number of contributions was 9,235.



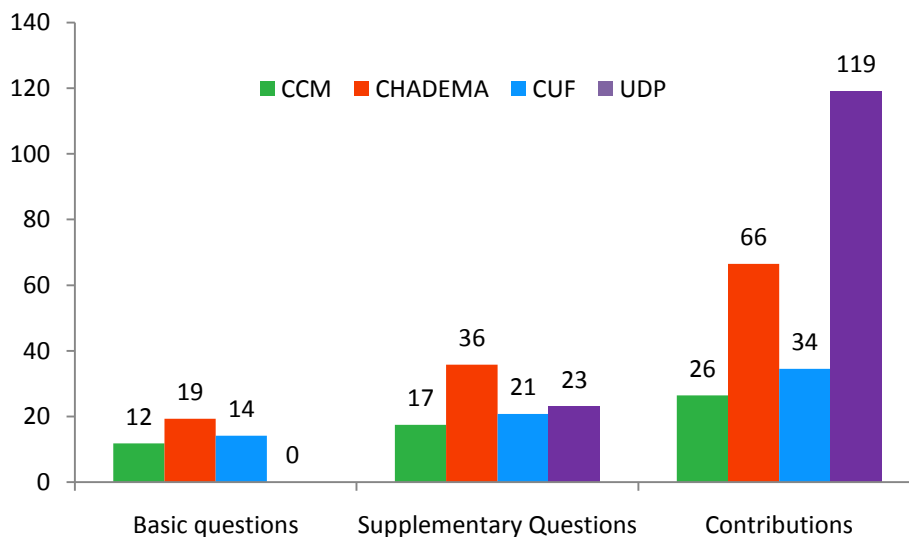
Source: Parliament of Tanzania Website (www.bunge.go.tz)

Of all interventions combined, 15,410 were from MPs affiliated to CCM; 2,150 and 1,337 were made by MPs from CUF and CHADEMA respectively. UDP which has one member in Parliament made 142 interventions. That CCM was most active is to be expected, since 277 MPs (or 87% of all MPs) are CCM, as opposed to 31 (10%) who are CUF, 11 (3%) who are CHADEMA and 1 (0.3%) who is UDP.

Fact 3: Opposition members are more active than ruling party members

Figure 3 shows how different parties fared when assessing the number of interventions per MP. With respect to basic questions, CHADEMA ranks first with an average of 19 basic questions per MP. CHADEMA also ranks first in supplementary questions with 36 supplementary questions per MP. The UDP ranks highest in terms of making contributions. The ruling party, CCM, ranks last in all three categories with an average of 12 basic questions, 17 supplementary questions and 26 contributions per MP.

Figure 2: Average number of questions and contributions per MP, by party

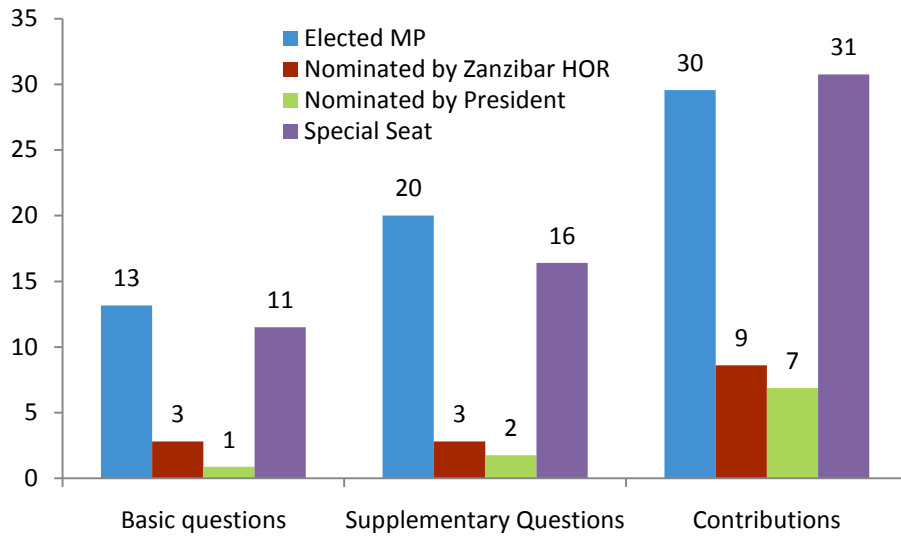


Source: Parliament of Tanzania Website (www.bunge.go.tz)

Fact 4: Elected MPs perform better than nominated MPs

In all categories, elected MPs outperform nominated MPs, with the exception of special seats’ MPs who are most active in making contributions. MPs from the Zanzibar House of Representatives and those nominated by the President participate least in the main sessions of Parliament.

Figure 3: Number of interventions per MP, by member type

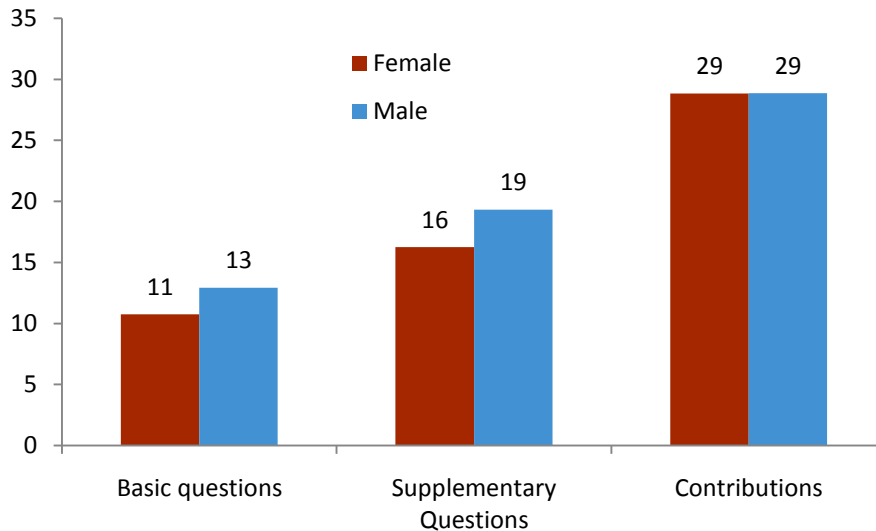


Source: Parliament of Tanzania Website (www.bunge.go.tz)

Fact 5: Female MPs are less active than male MPs

Female MPs are slightly less active in Parliament than male MPs in all three categories (Figure 4). When one considers *elected* female MPs only, the picture does not change much.

Figure 4: Number of interventions per MP, by gender

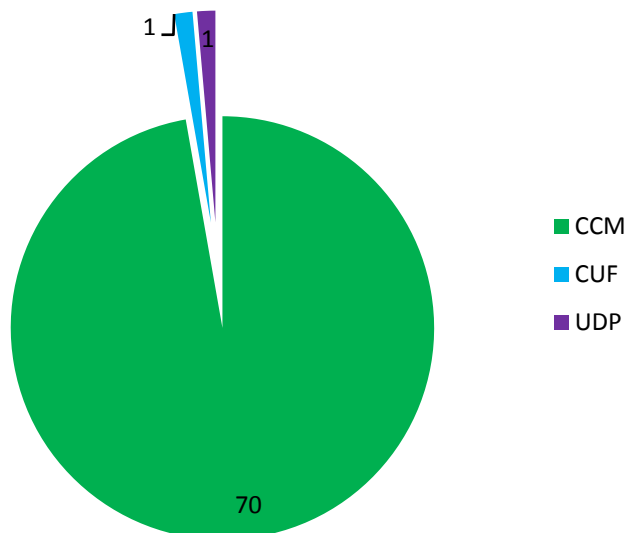


Source: Parliament of Tanzania Website (www.bunge.go.tz)

Fact 6: 72 MPs never asked one basic question

The main vehicle to initiate a debate on a certain topic is by submitting basic questions. As Figure 5 shows, 72 Members of the Parliament never asked one basic question. Most of these MPs belong to CCM. UDP and CUF also have one MP each who never asked a basic question.

Figure 5: Members of Parliament who never asked a basic question, by party






Source: Parliament of Tanzania Website (www.bunge.go.tz)

Fact 7: Msindai, Slaa and Lubeleje are the most active MPs

To identify the overall performance of MPs, the three types of interventions were aggregated to create a unique performance score. Aggregation was done by adding the number of times an MP asked a basic or supplementary question or made a contribution, implying that a basic question is of equal importance to a supplementary question and to a contribution during a debate.

If this approach is used, Dr. Wilbrod Slaa is ranked the most active MP with a total of 268 interventions: 33 basic questions, 106 supplementary questions and 129 contributions. The second and third most active MPs are Mgana Msindai and George Lubeleje (Table 1).

Table 1: Most active MPs

			
	Hon. Dr. Wilbrod Slaa	Hon. Mgana Msindai	Hon. George Lubeleje
Rank	1	2	3
Total interventions	268	256	225
Basic questions	33	58	46
Supplementary questions	106	109	98
Contributions	129	89	81

Fact 8: Mwinyi, Lowassa and Aziz are the least active MPs

Parliament has three elected Members that have not made a single intervention. These are Dr. Hussein Mwinyi, Edward Lowassa and Rostam Aziz. A fourth MP, Frederick Werema has also reported not to have made any contributions, but is not included in Table 2 because he was appointed only recently on 27th October 2009 as an ex-officio MP (as Attorney General).

Table 2: Least active MPs



	Hon. Dr. Hussein Mwinyi	Hon. Edward Lowassa	Hon. Rostam Aziz
Rank	319	319	319
Weighted participation	0	0	0
Basic Questions	0	0	0
Supplementary questions	0	0	0
Contributions	0	0	0

Source: Parliament of Tanzania Website (www.bunge.go.tz)

3. Conclusion

This note has used information freely available on the Bunge website to assess the level of participation of MPs in formal sessions of the Parliament. It has found great variation in activity levels between MPs. It should be noted that this is only one indicator of MP performance; other important roles include work in Parliamentary committees and engagement with citizens in their constituencies. Nonetheless, this brief provides an important view for the public to discuss the ways in which MPs represent citizen interests. It also provides an opportunity for each political party and each MP to further elaborate how they have been serving the interests of their constituencies. Such open dialogue is crucial for democracy and accountability to be deepened.



This note was produced by the Uwazi InfoShop at Twaweza, housed by Hivos Tanzania.

Uwazi, P.O. Box 38342, Dar es Salaam, Tanzania.
Phone +255 22 266 4301. Fax +255 22 266 4308.
Email: info@uwazi.org. Web: www.uwazi.org

Annex 1: Ranking of interventions of MPs in Parliamentary Sessions in Tanzania (2005-2009)

Rank	Name	Sex	Party	Constituency	MP type	Total Interventions	Basic	Supplementary	Contributions
1	Dr. Wilbrod Peter Slaa	M	CHADEMA	Karatu	Elected	268	33	106	129
2	Mgana Izumbe Msindai	M	CCM	Iramba Mashariki	Elected	256	58	109	89
3	George Malima Lubeleje	M	CCM	Mpwapwa	Elected	225	46	98	81
4	Diana Mkumbo Chilolo	F	CCM	None	Special Seat	214	51	86	77
5	William Hezekia Shellukindo	M	CCM	Bumbuli	Elected	208	53	68	87
6	Kabwe Zuberi Zitto	M	CHADEMA	Kigoma Kaskazini	Elected	199	24	47	128
7	Godfrey Weston Zambi	M	CCM	Mbozi Mashariki	Elected	192	28	57	107
8	Juma Hassan Killimbah	M	CCM	Iramba Magharibi	Elected	186	22	59	105
9	Jenista Joakim Mhagama	F	CCM	Peramiho	Elected	185	39	85	61
10	Susan Anselm Jerome Lyimo	F	CHADEMA	None	Special Seat	179	21	39	119
11	Michael Lekule Laizer	M	CCM	Longido	Elected	168	40	66	62
12	Lucas Lumambo Selelii	M	CCM	Nzega	Elected	163	37	75	51
13	Job Yustino Ndugai	M	CCM	Kongwa	Elected	161	40	74	47
14	Prof. Raphael Benedict Mwalyosi	M	CCM	Ludewa	Elected	152	28	48	76
15	Mohamed Rished Abdallah	M	CCM	Pangani	Elected	150	25	83	42
16	Hamad Rashid Mohamed	M	CUF	Wawi	Elected	149	18	80	51
16	Said Amour Arfi	M	CHADEMA	Mpanda Kati	Elected	149	23	50	76
16	Siraju Juma Kaboyonga	M	CCM	Tabora Mjini	Elected	149	22	39	88
16	Esther Kabadi Nyawazwa	F	CCM	None	Special Seat	149	27	78	44
20	Ruth Blasio Msafiri	F	CCM	Muleba Kaskazini	Elected	148	28	43	77
20	Raynald Alfons Mrope	M	CCM	Masasi	Elected	148	33	69	46
22	Mohamed Habib Juma Mnyaa	M	CUF	Mkanyageni	Elected	144	13	58	73
22	Dr. Chrisant Majiyatanga Mzindakaya	M	CCM	Kwela	Elected	144	36	70	38
22	Herbert James Mntangi	M	CCM	Muheza	Elected	144	44	43	57
25	John Momose Cheyo	M	UDP	Bariadi Mashariki	Elected	142	0	23	119
26	Benson Mwilugula Mpesya	M	CCM	Mbeya Mjini	Elected	140	37	54	49
26	Paschal Constantine Degera	M	CCM	Kondoa South	Elected	140	50	47	43
26	Salim Hemed Khamis	M	CUF	Chambani	Elected	140	22	50	68
29	Paul Peter Kimiti	M	CCM	Sumbawanga Mjini	Elected	138	35	34	69
30	Ponsiano Damiano Nyami	M	CCM	Nkasi	Elected	137	32	72	33
30	James Philipo Musalika	M	CCM	Nyang'hwale	Elected	137	41	76	20
32	Lucy Fidelis Owenya	F	CHADEMA	None	Special Seat	135	25	36	74
33	Faida Mohamed Bakar	F	CCM	None	Special Seat	131	31	74	26
34	John Paul Lwanji	M	CCM	Manyoni Magharibi	Elected	129	25	24	80
35	Magdalena Hamis Sakaya	F	CUF	None	Special Seat	127	20	34	73
36	Khalifa Suleiman Khalifa	M	CUF	Gando	Elected	124	24	73	27
37	Stella Martin Manyanya	F	CCM	None	Special Seat	120	13	21	86
37	Vita Rashid Kawawa	M	CCM	Namtumbo	Elected	120	22	52	46
39	George Boniface Simbachawene	M	CCM	Kibakwe	Elected	119	22	50	47
40	Mohamed Hamisi Missanga	M	CCM	Singida Kusini	Elected	118	20	40	58
41	Emmanuel Jumanne Luhahula	M	CCM	Bukombe	Elected	117	24	38	55
42	Jacob Dalali Shibiliti	M	CCM	Misungwi	Elected	116	32	30	54

42	Hassan Chande Kigwalilo	M	CCM	Liwale	Elected	116	35	50	31
44	Aloyce Bent Kimaro	M	CCM	Vunjo	Elected	115	20	38	57
45	Bujiku Philip Sakila	M	CCM	Kwimba	Elected	113	18	24	71
46	Hafidh Ali Tahir	M	CCM	Dimani	Elected	110	22	60	28
46	Margreth Agness Mkanga	F	CCM	None	Special Seat	110	35	23	52
46	Mwanne Ismaily Mchemba	F	CCM	None	Special Seat	110	24	35	51
46	Mhonga Said Ruhwanya	F	CHADEMA	None	Special Seat	107	25	33	49
50	Dr. Zainab Amir Gama	F	CCM	Kibaha	Elected	106	21	49	36
50	Ernest Gakeya Mabina	M	CCM	Geita	Elected	106	35	52	19
50	Aggrey Deaisile Joshua Mwanri	M	CCM	Siha	Elected	106	30	34	42
50	Felix Ntibenda Kijiko	M	CCM	Muhambwe	Elected	106	20	20	66
54	Mzee Ngwali Zubeir	M	CCM	Mkwajuni	Elected	104	38	57	9
55	Dr. Raphael Masunga Chegeni	M	CCM	Busega	Elected	103	27	50	26
56	Fuya Godwin Kimbita	M	CCM	Hai	Elected	101	17	22	62
57	Castor Raphael Ligallama	M	CCM	Kilombero	Elected	100	20	21	59
58	Haroub Said Masoud	M	CCM	Koani	Elected	99	28	53	18
59	Mbaruk Kassim Mwandoro	M	CCM	Mkinga	Elected	98	30	23	45
59	Gosbert Begumisa Blandes	M	CCM	Karagwe	Elected	98	24	23	51
61	Savelina Silvanus Mwijage	F	CUF	None	Special Seat	96	17	17	62
61	Stanley Jilaoneka Yono Kevela	M	CCM	Njombe Magharibi	Elected	96	19	24	53
63	Ludovick John Mwananzila	M	CCM	Kalambo	Elected	94	24	40	30
64	Mussa Azan Zungu	M	CCM	Ilala	Elected	93	21	32	40
65	Omar Shabani Kwaangw'	M	CCM	Babati Mashariki	Elected	92	19	24	49
65	Martha Mosses Mlata	F	CCM	None	Special Seat	92	13	25	54
67	Teddy Louise Kasella-Bantu	F	CCM	Bukene	Elected	89	15	36	38
67	Jackson Muvangila Makwetta	M	CCM	Njombe Kaskazini	Elected	89	21	39	29
69	Halima James Mdee	F	CHADEMA	None	Special Seat	88	24	24	40
70	Peter Joseph Serukamba	M	CCM	Kigoma Mjini	Elected	87	12	25	50
70	Dr. Guido Gorogolio Sigonda	M	CCM	Songwe	Elected	87	18	16	53
72	Anne Kilango Malecela	F	CCM	Same Mashariki	Elected	86	24	37	25
72	Yahya Kassim Issa	M	CCM	Chwaka	Elected	86	28	48	10
74	Clemence Beatus Lyamba	M	CCM	Mikumi	Elected	83	17	14	52
75	Ania Said Chaurembo	F	CUF	None	Special Seat	82	22	26	34
75	Sijapata Fadhili Nkayamba	F	CCM	None	Special Seat	82	18	24	40
77	Masolwa Cosmas Masolwa	M	CCM	Bububu	Elected	81	25	16	40
77	Victor Kilasile Mwambalaswa	M	CCM	Lupa	Elected	81	26	22	33
77	Mkiwa Adam Kimwanga	F	CUF	None	Special Seat	81	16	18	47
77	Mossy Suleiman Mussa	M	CCM	Mfenesini	Elected	81	42	17	22
77	Athumani Saidi Janguo	M	CCM	Kisarawe	Elected	81	11	26	44
82	Pindi Hazara Chana	F	CCM	None	Special Seat	80	21	12	47
82	Prof. Idris Ali Mtulia	M	CCM	Rufiji	Elected	80	12	12	56
82	Vuai Abdallah Khamis	M	CCM	Magogoni	Elected	80	14	13	53
82	Vedastusi Mathayo Manyinyi	M	CCM	Musoma Mjini	Elected	80	14	21	45
82	Shoka Khamis Juma	M	CUF	Micheweni	Elected	80	29	23	28
87	Estherina Julio Kilasi	F	CCM	Mbarali	Elected	79	14	29	36

88	Fatma Abdallah Mikidadi	F	CCM	None	Special Seat	78	11	20	47
88	James Daudi Lembeli	M	CCM	Kahama	Elected	78	22	27	29
88	Mgeni Jadi Kadika	F	CUF	None	Special Seat	78	23	17	38
88	Aziza Sleyum Ally	F	CCM	None	Special Seat	78	21	17	40
92	Dr. Harrison George Mwakyembe	M	CCM	Kyela	Elected	77	13	11	53
92	Nuru Awadhi Bafadhili	F	CUF	None	Special Seat	77	13	23	41
92	Said Juma Nkumba	M	CCM	Sikonge	Elected	77	30	29	18
92	Dr. Binilith Satano Mahenge	M	CCM	Makete	Elected	77	13	23	41
92	Grace Sindato Kiwelu	F	CHADEMA	None	Special Seat	77	11	34	32
92	Charles N. Keenja Ubungo	M	CCM	Ubungo	Elected	77	18	15	44
98	Benito William Malangalila	M	CCM	Mufindi Kusini	Elected	76	21	31	24
98	Ezekiel Magolyo Maige	M	CCM	Msalala	Elected	76	14	26	36
100	Mwanawetu Said	F	CUF	None	Special Seat	73	11	22	40
100	Janet Bina Kahama	F	CCM	None	Special Seat	73	25	29	19
100	Mohammed Rajab Soud	M	CCM	Jang'ombe	Elected	73	17	37	19
100	Juma Abdallah Njwayo	M	CCM	Tandahimba	Elected	73	16	21	36
104	Felister Aloyce Bura	F	CCM	None	Special Seat	72	10	18	44
104	Lazaro Samuel Nyalandu Ambassador Getrude Ibengwe	M	CCM	Singida North	Elected	72	18	34	20
104	Mongella	F	CCM	Ukerewe	Elected	72	0	25	47
104	Stephen Jones Galinoma	M	CCM	Kalenga	Elected	72	17	14	41
108	Manju Salum Omar Msambya	M	CCM	Kigoma South	Elected	71	0	31	40
108	Damas Pascal Nakei	M	CCM	Babati Magharibi	Elected	71	26	16	29
108	Riziki Omar Juma	F	CUF	None	Special Seat	71	17	22	32
108	Mwinchoum Abdulrahman Idd Msomi	M	CCM	Kigamboni	Elected	71	18	13	40
112	Dr. Samson Ferdinand Mpanda	M	CCM	Kilwa Kaskazini	Elected	70	8	18	44
112	Bakari Shamis Faki	M	CUF	Ole	Elected	70	33	17	20
112	Mariam Salum Mfaki	F	CCM	None	Special Seat	70	15	20	35
112	Rosemary Kasimbi Kirigini	F	CCM	None	Special Seat	70	17	19	34
116	Capt. John Damiano Komba	M	CCM	Mbinga Magharibi	Elected	69	16	26	27
116	Janeth Mourice Massaburi	F	CCM	None	Special Seat	69	17	12	40
116	Dr. Ali Tarab Ali	M	CUF	Konde	Elected	69	14	24	31
116	Daniel Nicodem Nsanzugwanko	M	CCM	Kasulu East	Elected	69	8	10	51
120	Beatrice Matumbo Shellukindo	F	CCM	Kilindi	Elected	68	6	12	50
120	Dr. Luka Jelas Siyame	M	CCM	Mbozi Magharibi	Elected	68	7	12	49
120	Dr. Festus Bulugu Limbu	M	CCM	Magu	Elected	68	18	19	31
123	Joel Nkaya Bendera	M	CCM	Korogwe Mashariki	Elected	67	16	39	12
124	Maria Ibeshi Hewa	F	CCM	None	Special Seat	66	14	14	38
124	Hasnain Gulamabbas Dewji	M	CCM	Kilwa Kusini	Elected	66	20	21	25
124	Ameir Ali Ameir	M	CCM	Fuoni	Elected	66	10	4	52
127	Lediana Mafuru Mng'ong'o	F	CCM	None	Special Seat	65	6	35	24
128	Kaika Saning'o Telele	M	CCM	Ngorongoro	Elected	64	14	25	25
128	Dr. James Mnanka Wanyancha	M	CCM	Serengeti	Elected	64	21	24	19
130	Zaynab Matitu Vulu	F	CCM	None	Special Seat	63	6	20	37
130	Ambassador Abdi Hassan Mshangama	M	CCM	Lushoto	Elected	63	19	9	35

132	Ali Said Salim	M	CUF	Ziwani	Elected	62	21	31	10
132	Hamza Abdallah Mwenegoha	M	CCM	Morogoro Kusini	Elected	62	9	9	44
132	Suleiman Omar Kumchaya	M	CCM	Lulindi	Elected	62	15	16	31
132	Juma Said Omar	M	CUF	Mtambwe	Elected	62	11	6	45
132	Martha Jachi Umbulla	F	CCM	None	Special Seat	62	16	20	26
132	Philemon Ndesamburo	M	CHADEMA	Moshi Mjini	Elected	62	20	17	25
138	Dorah Herial Mushi	F	CCM	None	Special Seat	61	13	10	38
139	Zubeir Ali Maulid	M	CCM	Kwamtipura	Elected	60	9	27	24
139	Parmukh Singh Hoogan	M	CCM	Kikwajuni	Elected	60	33	21	6
139	Mtutura Abdallah Mtutura	M	CCM	Tunduru	Elected	60	8	13	39
139	Masoud Abdallah Salim	M	CUF	Mtambile	Elected	60	18	10	32
139	Ali Khamis Seif	M	CUF	Mkoani	Elected	60	10	11	39
144	Elizabeth nkunda Batenga	F	CCM	None	Special Seat	58	7	23	28
145	Ephraim Nehemia Madeje	M	CCM	Dodoma Mjini	Elected	57	15	16	26
145	Dr. Charles Ogesa F. Mlingwa	M	CCM	Shinyanga Mjini	Elected	57	7	9	41
145	Abdul Jabiri Marombwa	M	CCM	Kibiti	Elected	57	13	11	33
145	Abdulkarim Esmail Hassan Shah	M	CCM	Mafia	Elected	57	9	29	19
149	John Samwel Malecela	M	CCM	Mtera	Elected	56	1	41	14
149	Christopher Olonyokie Ole-Sendeka	M	CCM	Simanjiro	Elected	56	4	18	34
149	Devota Mkuwa Likokola	F	CCM	None	Special Seat	56	13	24	19
152	Mwadini Abbas Jecha	M	CUF	Wete	Elected	55	13	10	32
152	Hemed Mohammed Hemed	M	CUF	Chonga	Elected	55	3	1	51
152	Idd Mohamed Azzan	M	CCM	Kinondoni	Elected	55	7	11	37
152	Luhaga Joelson Mpina	M	CCM	Kisesa	Elected	55	9	11	35
156	Richard Mganga Ndassa	M	CCM	Sumve	Elected	54	17	12	25
156	Wilson Mutagaywa Masilingi	M	CCM	Muleba South	Elected	54	6	6	42
156	Ramadhani Athumani Maneno	M	CCM	Chalinze	Elected	54	12	22	20
159	Gaudence Cassian Kayombo	F	CCM	Mbinga Mashariki	Elected	53	9	13	31
159	Kilontsi Muhama Mporogomyi	M	CCM	Kasulu Magharibi	Elected	53	15	12	26
161	Cynthia Hilda Ngoye	F	CCM	None	Special Seat	52	7	17	28
161	Khadija Salum Ally Al-Qassmy	F	CUF	None	Special Seat	52	2	3	47
163	Zuleikha Yunus Haji	F	CCM	None	Special Seat	50	12	8	30
163	Anna Richard Lupembe	F	CCM	None	Special Seat	50	13	18	19
163	Dr. Diodorus Buberwa Kamala	M	CCM	Nkenge	Elected	50	18	17	15
163	Fred Mpendazoe Tungu	M	CCM	Kishapu	Elected	50	16	10	24
167	Ibrahim Mohamed Sanya	M	CUF	MjiMkongwe	Elected	49	9	18	22
167	Prof. Jumanne Abdallah Maghembe	M	CCM	Mwanga	Elected	49	11	19	19
167	Maida Hamad Abdallah	F	CCM	None	Special Seat	49	13	9	27
167	Dunstan Daniel Mkapa	M	CCM	Nanyumbu	Elected	49	17	16	16
171	Kidawa Hamid Salehe	F	CCM	None	Special Seat	48	16	15	17
171	Laus Omar Mhina	M	CCM	Korogwe Vijijini	Elected	48	20	9	19
171	Prof. Philemon Mikol Sarungi	M	CCM	Rorya	Elected	48	4	4	40
171	Shally Josepha Raymond	F	CCM	None	Special Seat	48	6	12	30
175	Mudhihir Mohamed Mudhihir	M	CCM	Mchinga	Elected	47	0	16	31
176	Dr. Omari Mzeru Nibuka	M	CCM	Morogoro Mjini	Elected	46	8	8	30

177	Fatma Mussa Maghimbi	F	CUF	ChakeChake	Elected	45	19	13	13
178	Bernadeta Kasabago Mushashu	F	CCM	None	Special Seat	44	6	6	32
178	Josephine Johnson Genzabuke	F	CCM	None	Special Seat	44	10	20	14
180	Mariam Reuben Kasembe	F	CCM	None	Special Seat	43	14	13	16
181	Anastazia James Wambura	F	CCM	None	Special Seat	42	7	5	30
181	Meryce Mussa Emmanuel	F	CUF	None	Special Seat	42	5	14	23
183	Kheri Khatib Ameir	M	CCM	Matemwe	Elected	41	11	9	21
183	Anna Maulidah Komu	F	CHADEMA	None	Special Seat	41	3	6	32
185	Ahmed Ally Salum	M	CCM	Solwa	Elected	40	11	16	13
185	Philip Sang'ka Marmo	M	CCM	Mbulu	Elected	40	2	23	15
185	Dr. James Alex Msekela	M	CCM	Tabora Kaskazini	Elected	40	8	10	22
188	Dr. Milton Makongoro Mahanga	M	CCM	Ukonga	Elected	39	16	14	9
188	Eliatta Nandumpe Switi	F	CCM	None	Special Seat	39	6	13	20
190	Dr. Abdallah Omar Kigoda	M	CCM	Handeni	Elected	38	10	9	19
190	Charles Muguta Kajege	M	CCM	Mwibara	Elected	38	6	6	26
192	Elisa David Mollel	M	CCM	Arumeru Magharibi	Elected	37	11	6	20
192	Lucy Thomas Mayenga	F	CCM	None	Special Seat	37	8	10	19
192	Omar Ali Mzee	M	CUF	Kiwani	Elected	37	10	6	21
195	Ussi Ame Pandu	M	CCM	Mtoni	Elected	36	10	6	20
196	Dr. Lucy Sawere Nkya	F	CCM	None	Special Seat	35	5	9	21
196	Mohamed Said Sinani	M	CCM	Mtwara Mjini	Elected	35	14	7	14
196	Capt. George Huruma Mkuchika	M	CCM	Newala	Elected	35	12	15	8
199	Dr. Haji Mwita Haji	M	CCM	Muyuni	Elected	34	9	13	12
199	Brg. Gen. Hassan Athumani Ngwilizi	M	CCM	Mlalo	Elected	34	5	5	24
199	Abubakar Khamis Bakary	M	CUF	B.L.W	Zanzibar HoR	34	5	7	22
202	Bernard Kamillius Membe	M	CCM	Mtama	Elected	33	8	21	4
202	Eustace Osler Katagira	M	CCM	Kyerwa	Elected	33	1	0	32
202	Feteh Saad Mgeni	M	CCM	Bumbwini	Elected	33	7	8	18
205	Charles Mwera Nyanguru	M	CHADEMA	Tarime	Elected	32	3	2	27
206	Prof. Feethan Philipo Banyikwa	M	CCM	Ngara	Elected	31	11	2	18
207	Adam Kighoma Ali Malima	M	CCM	Mkuranga	Elected	29	1	3	25
207	Ame Pandu Ame	M	CCM	Nungwi	Elected	29	11	7	11
207	Mwaka Abdulrahman Ramadhan	F	CCM	None	Special Seat	29	12	9	8
207	Mohammed Abdi Abdulaziz	M	CCM	Lindi Mjini	Elected	29	10	7	12
207	Haji Juma Sereweji	M	CCM	Mwanakwerekwe	Elected	29	6	8	15
207	Tatu Musa Ntimizi	F	CCM	Igalula	Elected	29	6	4	19
213	Mwajuma Hassan Khamis	F	CUF	None	Special Seat	28	5	0	23
214	Riziki Said Lulida	F	CCM	None	Special Seat	27	5	7	15
214	Basil Pesambili Mramba	M	CCM	Rombo	Elected	27	4	6	17
214	William Jonathan Kusila	M	CCM	Bahi	Elected	27	6	14	7
214	Mohammed Amour Chombon	M	CCM	Magomeni	Elected	27	9	9	9
218	William Mganga Ngeleja	M	CCM	Sengerema	Elected	25	3	7	15
218	Ali Juma Haji	M	CCM	Chaani	Elected	25	4	3	18
218	Christopher Kajoro Chiza	M	CCM	Buyungu	Elected	25	0	0	25
221	Salim Abdallah Khalfan	M	CUF	Tumbe	Elected	24	8	5	11

222	Bahati Ali Abeid	F	CCM	None	Special Seat	23	6	4	13
222	Issa Kassim Issa	M	CCM	Mpendae	Elected	23	5	5	13
222	Fatma Othman Ali	F	CCM	None	Special Seat Presidential	23	6	6	11
225	Al-Shymaa John Kwegyir	F	CCM	Kuteuliwa	Nominee	22	0	4	18
225	John Magale Shibuda	M	CCM	Maswa	Elected	22	0	0	22
225	Rita Louise Mlaki	F	CCM	Kawe	Elected	22	2	7	13
225	Dr. Anthony Mwandu Diallo	M	CCM	Ilemela	Elected	22	0	2	20
229	Nimrod Elirehema Mkono	M	CCM	Musoma Vijijini	Elected	21	1	5	15
229	Halima Omar Kimbau	F	CCM	None	Special Seat	21	0	6	15
229	Samuel Mchele Chitalilo	M	CCM	Buchosa	Elected	21	8	4	9
229	Dr. Juma Alifa Ngasongwa	M	CCM	Ulanga Magharibi	Elected	21	0	2	19
233	Abbas Zuberi Mtemvu	M	CCM	Temeke	Elected	20	0	2	18
233	Fatma Abdulhabib Fereji	F	CUF	B.L.W	Zanzibar HoR	20	6	5	9
233	Samuel John Sitta	M	CCM	Urambo Mashariki	Elected	20	0	0	20
233	Gideon Asimulike Cheyo	M	CCM	Ileje	Elected Presidential	20	0	0	20
233	Sophia Mattayo Simba	F	CCM	None	Nominee	20	5	10	5
233	Mohamed Ali Said	M	CCM	Mgogoni	Elected	20	11	0	9
233	Florence Essa Kyendesya	F	CCM	None	Special Seat	20	2	1	17
240	Benedict Ngalama Ole-Nangoro	M	CCM	Kiteto	Elected	19	1	1	17
240	Kiumbwa Makame Mbaraka	F	CCM	None	Special Seat	19	1	0	18
240	Capt. John Zefania Chiligati	M	CCM	Manyoni Mashariki	Elected	19	0	0	19
240	Ahmed Mabkhut Shabiby	M	CCM	Gairo	Elected	19	3	2	14
240	Rajab Ahmad Juma	M	CCM	Tumbatu	Elected	19	7	2	10
245	Mwantumu Bakari Mahiza	F	CCM	None	Special Seat	18	0	0	18
245	Andrew John Chenge	M	CCM	Bariadi Magharibi	Elected	18	0	0	18
245	Prof. David Homeli Mwakyusa	M	CCM	Rungwe Magharibi	Elected	18	8	5	5
248	Felix Christopher Mrema	M	CCM	Arusha	Elected	17	1	1	15
248	Monica Ngezi Mbega	F	CCM	Iringa Mjini	Elected	17	4	6	7
248	Dr. Aisha Omar Kigoda	F	CCM	None	Special Seat	17	2	3	12
251	Dr. Batildan Salha Burian	F	CCM	None	Special Seat	16	6	6	4
251	Dr. Rev. Getrude Rwakatare	F	CCM	None	Special Seat	16	1	0	15
253	Ali Ameir Mohamed	M	CCM	Donge	Elected	15	8	4	3
253	Col. Saleh Ali Farrah	M	CCM	Raha Leo	Elected	15	3	3	9
253	Mwanakhamis Kassim Said	F	CCM	None	Special Seat	15	6	0	9
253	Hawa Abdulrahman Ghasia	F	CCM	Mtwara Vijijini	Elected	15	0	0	15
257	Prof. Mark James Mwandosya	M	CCM	Rungwe Mashariki Morogoro -Kusini - Mashariki	Elected	14	0	0	14
257	Sameer Ismail Lotto	M	CCM	None	Elected	14	0	2	12
257	Joyce Nhamanilo Machimu	F	CCM	None	Special Seat	14	2	1	11
257	Dr. Cyril August Chami	M	CCM	Moshi Vijijini	Elected	14	0	0	14
257	Nazir Mustafa Karamagi	M	CCM	Bukoba Vijijini	Elected	14	2	4	8
262	Asha Mshimba Jecha	F	CCM	None	Special Seat	13	1	0	12
262	Margaret Simwanza Sitta	F	CCM	None	Special Seat	13	0	0	13
262	Joyce Martin Masunga	F	CCM	None	Special Seat	13	1	2	10
262	Ambassador Hamis Suedi Kagasheki	M	CCM	Bukoba Mjini	Elected	13	0	0	13

266	Anne Semamba Makinda	F	CCM	Njombe Kusini	Elected	12	0	1	11
266	Dr. Maua Abeid Daftari	F	CCM	None	Special Seat	12	0	0	12
266	Dr. Christine G. Ishengoma	F	CCM	None	Special Seat	12	0	0	12
266	Gaudentia Mugosi Kabaka	F	CCM	None	Special Seat	12	0	0	12
266	Prof. Juma Athuman Kapuya	M	CCM	Urambo Magharibi	Elected	12	0	0	12
271	Thomas Apson Mwang'onda	M	CCM	Kuteuliwa	Presidential Nominee	11	0	0	11
271	Fatma Abdalla Tamim	F	CCM	B.L.W	Zanzibar HoR	11	3	1	7
271	Zabein Muhaji Mhita	M	CCM	Kondoa Kaskazini	Elected	11	0	2	9
271	Anna Margareth Abdallah	F	CCM	None	Special Seat	11	0	1	10
271	Dr. David Mathayo David	M	CCM	Same Magharibi	Elected	11	0	0	11
276	Dr. Mary Michael Nagu	F	CCM	Hanang	Elected	10	0	0	10
276	Mohammed Gulam Dewji	M	CCM	Singida Mjini	Elected	10	7	0	3
276	Suleiman Ahmed Saddiq	M	CCM	Mvomero	Elected	10	0	1	9
276	Omar Yussuf Mzee	M	CCM	Kiembesamaki	Elected	9	0	0	9
276	Stephen Masatu Wasira	M	CCM	Bunda	Elected	9	0	0	9
276	William Vangimembe Lukuvi	M	CCM	Isman	Elected	9	0	0	9
282	Hadija Saleh Ngozi	F	CCM	Kuteuliwa	Presidential Nominee	8	2	0	6
283	Rev. Luckson Ndaga Mwanjale	M	CCM	Mbeya Vijijini	Elected	7	0	2	5
283	Omar Sheha Mussa	M	CCM	Chumbuni	Elected	7	0	0	7
283	Prof. Peter Mahamudu Msolla	M	CCM	Kilolo	Elected	7	0	0	7
286	Joseph James Mungai	M	CCM	Mufindi Kaskazini	Elected	6	0	0	6
286	Hassan Rajab Khatib	M	CCM	Amani	Elected	6	0	0	6
286	Mathias Meinrad Chikawe	M	CCM	Nachingwea	Elected	6	0	0	6
286	Celina Ompeshi Kombani	F	CCM	Ulanga Mashariki	Elected	6	0	0	6
286	Harith Bakari Mwapachu	M	CCM	Tanga	Elected	6	0	0	6
286	Abdallah Salum Sumry	M	CCM	Mpanda Magharibi	Elected	6	0	0	6
286	Mustafa Haidi Mkulo	M	CCM	Kilosa	Elected	6	0	0	6
286	Juma Suleiman N'hunga	M	CCM	Dole	Elected	6	0	3	3
286	Lawrence Kego Masha	M	CCM	Nyamagana	Elected	6	0	0	6
286	Shamsa Selengia Mwangunga	F	CCM	None	Special Seat	6	2	2	2
296	Halima Mohammed Mamuya	F	CCM	None	Special Seat	5	2	0	3
296	Jeremiah Solomon Sumari	M	CCM	Arumeru Mashariki	Elected	5	0	0	5
296	Hezekiah Ndahani Chibulunje	M	CCM	Chilonwa	Elected	5	0	0	5
296	Kingunge Ngombale-Mwiru	M	CCM	Kuteuliwa	Presidential Nominee	5	0	0	5
300	Ambassador Seif Ali Iddi	M	CCM	Kitope	Elected	4	0	0	4
300	Salim Yussuf Mohamed	M	CUF	Kojani	Elected	4	0	0	4
300	Dr. Emmanuel John Nchimbi	M	CCM	Songea Mjini	Elected	4	0	0	4
300	Lolesia Jeremiah Bukwimba	F	CCM	Busanda	Elected	4	0	0	4
300	Dr. Ibrahim Said Msabaha	M	CCM	Kibaha Vijijini	Elected	4	0	0	4
300	Abdisalaam Issa Khatib	M	CCM	Makunduchi	Elected	4	0	0	4
300	Oscar Rwegasira Mukasa	M	CCM	Biharamulo Magharibi	Elected	4	0	1	3
300	Ali Haji Ali	M	CCM	B.L.W	Zanzibar HoR Presidential	4	0	0	4
300	Col.Lt. Yusufu Makamba	M	CCM	Kuteuliwa	Nominee	4	0	0	4
309	Salum Khamis Salum	M	CCM	Meatu	Elected	3	0	0	3

309	Zakia Hamdani Meghji	F	CCM	Kuteuliwa	Presidential Nominee	3	0	0	3
309	Mohamed Aboud Mohamed	M	CCM	Kuteuliwa	Presidential Nominee	3	0	0	3
309	Dr.John Pombe Joseph Magufuli	M	CCM	Biharamulo Mashariki	Elected	3	0	0	3
313	Muhammed Seif Khatib	M	CCM	Uzini	Elected	2	0	0	2
313	Ali Haroon Suleiman	M	CCM	B.L.W	Zanzibar HoR	2	0	1	1
315	Mizengo Kayanza Peter Pinda	M	CCM	Mpanda Mashariki	Elected	1	0	0	1
315	Dr. Shukuru Jumanne Kawambwa	M	CCM	Bagamoyo	Elected	1	0	0	1
317	Rostam Abdulrasul Aziz	M	CCM	Igunga	Elected	0	0	0	0
317	Frederick Mwita Werema	M	CCM	Ex-officio Member	AG	0	0	0	0
317	Edward Ngoyai Lowassa	M	CCM	Monduli	Elected	0	0	0	0
317	Dr. Hussein Ali Mwinyi	M	CCM	Kwahani	Elected	0	0	0	0

Source: Parliament of Tanzania Website (www.bunge.go.tz). Full dataset can also be downloaded from www.uwazi.org